

# Graduation Report

ACADEMIC YEAR 2022-2023

## Report Description:

The Graduation Report provides information on the graduates for the 2022-2023 academic year. This report also includes results from the Graduation Survey Report administered from October 21st., 2022 to May 3rd, 2023. The survey response rate is 26%. The data collected from this survey covers general demographic information, general involvement, academic experience, and overall Philander Smith experience.

## COMPLETER REPORT BY MAJOR

DIVISION	MAJOR	COUNT
<b>Arts &amp; Humanities</b>	English	04
	Philosophy and Religion	02
	Visual & Performing Arts	00
<b>Business</b>	Business Administration	24
	Organizational Management	14
<b>Education</b>	K-6 Elementary Education	06
	Physical Education	08
<b>Natural &amp; Physical Sciences</b>	Biology	20
	Chemistry	02
	Computer Science	11
	Mathematics	08
<b>Social Sciences</b>	Criminal Justice	08
	Criminal Justice (online)	03
	Political Science	02
	Psychology	18
	Sociology	03
	Social Work	06
<b>Other</b>	Liberal Studies	02

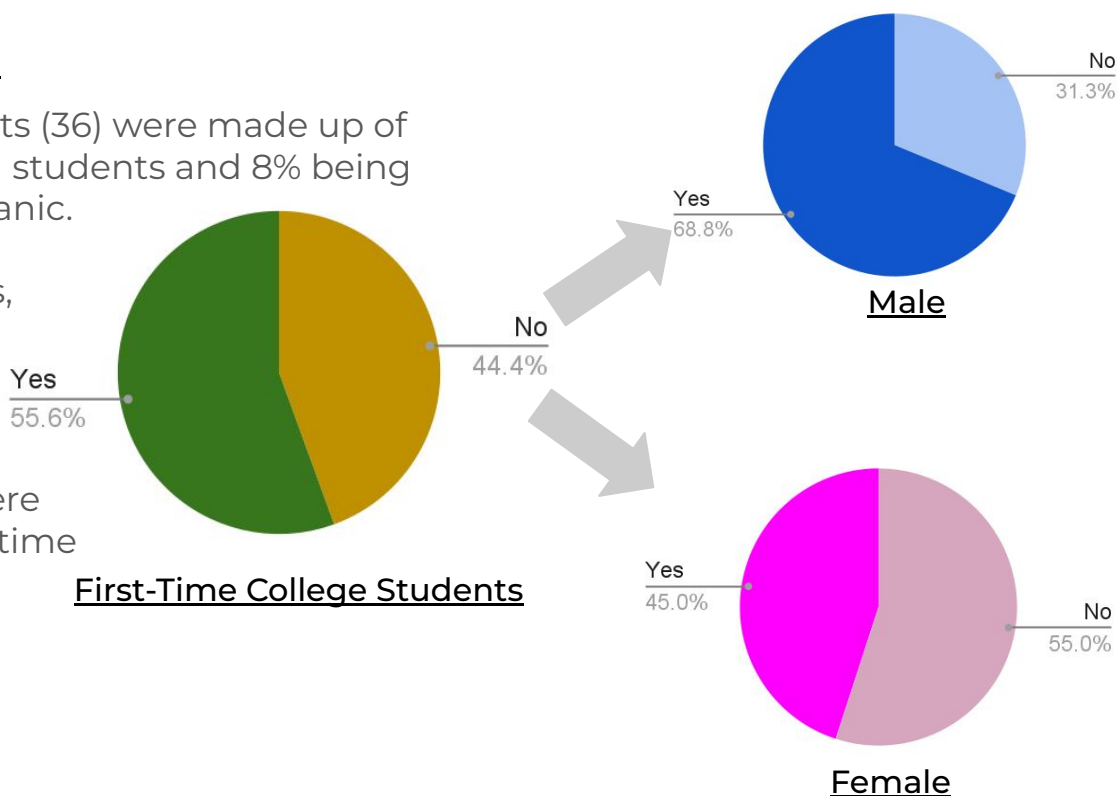
## GRADUATION SURVEY REPORT

### General Demographics

The survey respondents (36) were made up of 88% African-American students and 8% being Latina/o/x and/or Hispanic.

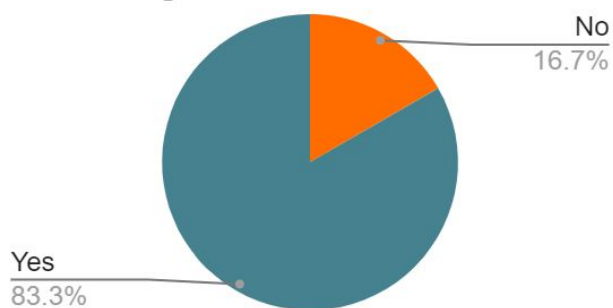
Out of the 36 students, 55% were female and 45% were male.

Additionally, 55.6% of the respondents were considered to be first-time College Students.



### ADVISING

#### Advising

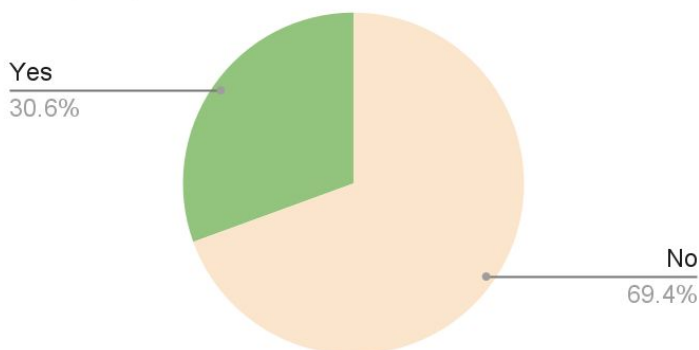


When asked about their advising at PSU, the survey respondents reported that 83.3% of them were correctly advised during their academic journey. 16.7% did not think they were correctly advised.

### EMPLOYMENT AFTER COLLEGE

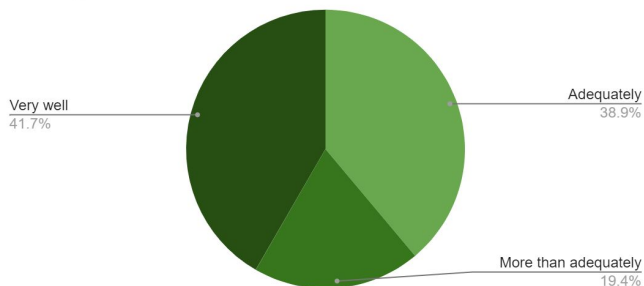
The survey respondents reported that 30.6% of them had employment lined up after graduating from PSU. 69.4% reported that they did not have employment lined up after graduation.

#### Employment



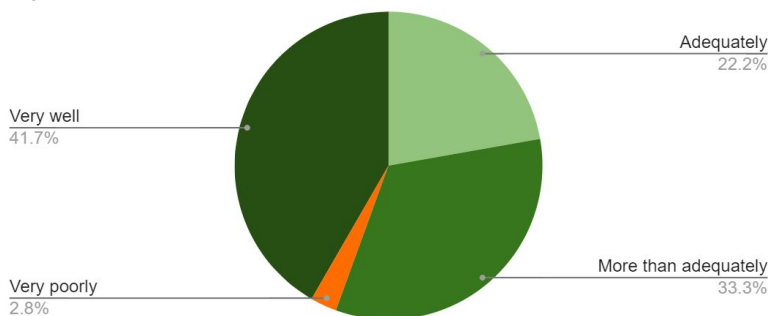
## ACADEMIC EXPERIENCE

### Writing



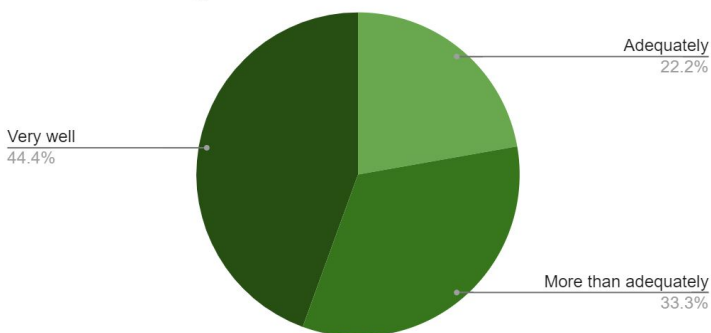
When the survey respondents were asked whether their academic departments prepared them to write clearly and effectively, 100% of them agreed that they have been adequately prepared.

### Speech



When asked whether they were adequately prepared to communicate orally, 97.2% of them agreed.

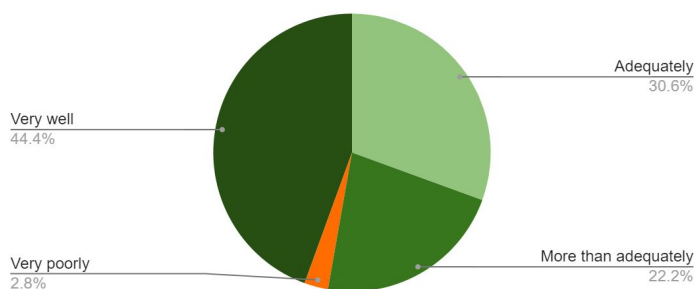
### Critical Thinking



Regarding Critical Thinking, 100% agreed that their academic programs prepared them adequately to think critically.

Regarding Research, 97.2% agreed that their academic programs prepared them well to conduct scholarly research.

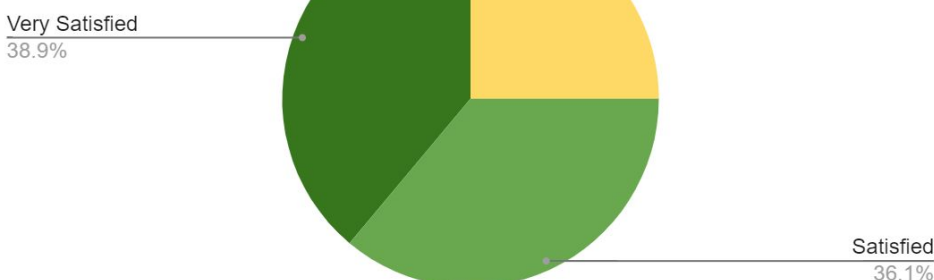
### Research



### Satisfaction

## OVERALL SATISFACTION

In terms of satisfaction with their Philander Smith Experience, 75% of the respondents shared that they were satisfied.



## PHILANDER SMITH UNIVERSITY MISSION

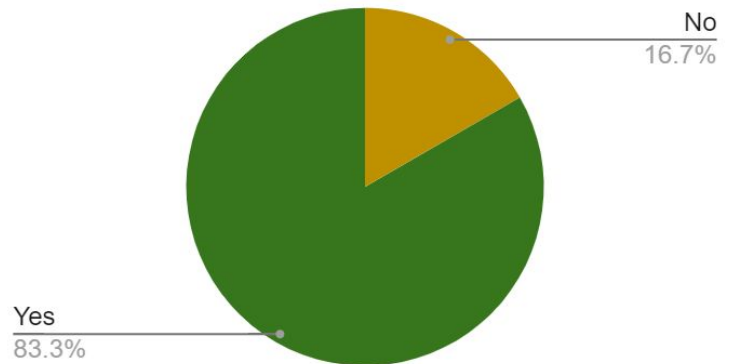
**“To graduate academically accomplished students, grounded as advocates for social justice, determined to change the world for the better.”**

Philander Smith University is interested in learning about how well the mission has been accomplished and resulted in the expected outcomes.

When inquired whether their college experience helped the survey respondents to be academically accomplished, 83.3% agreed.

When inquired whether their college experience helped them to be advocates for Social Justice determined to change the world for the better, 94.4% of them agreed.

Academic



Social Advocacy

